

Specifications

| Models | SX-125 XC | |
|---------------------------------------|---------------|-------------|
| Measurements | Metric | US |
| Working height maximum* | 40.10 m | 131 ft |
| Platform height maximum | 38.10 m | 125 ft |
| Horizontal reach maximum | 24.38 m | 80 ft |
| Below ground reach | 2.69 m | 8 ft 10 in |
| ▲ Platform length - 8 ft model | 0.91 m | 3 ft |
| Platform length - 6 ft model | 0.76 m | 2 ft 6 in |
| ▲ Platform width - 8 ft model | 2.44 m | 8 ft |
| Platform width - 6 ft model | 1.83 m | 6 ft |
| ▲ Height - stowed | 3.05 m | 10 ft |
| ▲ Length - stowed | 14.25 m | 46 ft 9 in |
| Length - transport (jib tucked under) | 12.19 m | 40 ft |
| ▲ Width - axles retracted | 2.49 m | 8 ft 2 in |
| Width - axles extended | 3.94 m | 12 ft 11 in |
| ▲ Wheelbase | 4.11 m | 13 ft 6 in |
| ▲ Ground clearance - center | 38.1 cm | 15 in |

Productivity

| | | |
|---|----------------------|------------|
| Maximum lift capacity - unrestricted | 300 kg | 660 lb |
| - restricted | 454 kg | 1,000 lb |
| Platform rotation | 160° | |
| Vertical jib rotation - up/down | 135° | |
| Turntable rotation | 360° continuous | |
| Turntable tailswing - axle retracted | 0.56 m | 1 ft 10 in |
| Turntable tailswing - axle extended | 1.02 m | 3 ft 4 in |
| Drive speed - stowed | 4.9 km/h | 3.0 mph |
| - raised (below 125 ft) | 0.6 km/h | 0.38 mph |
| Gradeability - stowed** | 40% | |
| Turning radius - axle retracted: inside | 8.03 m | 26 ft 4 in |
| outside | 9.96 m | 32 ft 8 in |
| Turning radius - axle extended: inside | 2.90 m | 9 ft 6 in |
| outside | 6.17 m | 20 ft 3 in |
| Controls | 12 V DC proportional | |
| Tyres - RT foam filled | 445D50/710HD | |

Power

| | | |
|-------------------------|---|--------|
| Power source | Deutz TD 2011 L04i, 74 hp (55 kW), Stage IIIA, air-cooled | |
| | Deutz TD2.9 L4, 74 hp (55 kW), Stage IIIB, water-cooled | |
| Auxiliary power unit | 12 V DC | |
| Hydraulic tank capacity | 208 L | 55 gal |
| Fuel tank capacity | 151 L | 40 gal |

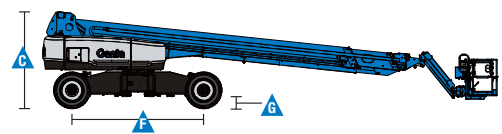
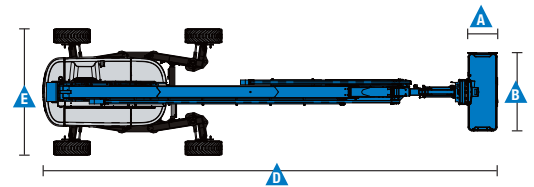
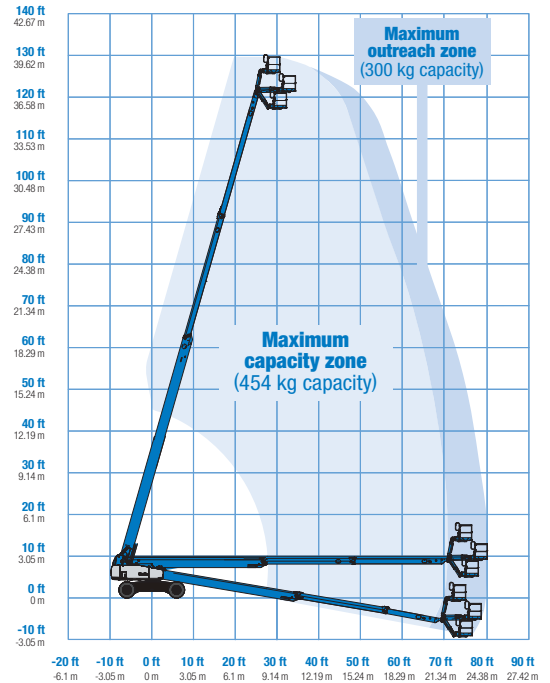
Weight***

| | | |
|-----|-----------|------------|
| 4WD | 20,700 kg | 45,636 lbs |
|-----|-----------|------------|

Standards Compliance

EU Directives: 2006/42/EC - Machinery
(harmonized standard EN280); 2004/108/EC (EMC);
2000/14/EC (Outdoor Noise)

Range Of Motion SX-125 XC



* The metric equivalent of working height adds 2 m to platform height.
U.S. adds 6 ft to platform height.

** Gradeability applies to driving on slopes. See operator's manual for details regarding slope ratings.

*** Weight will vary depending on options and/or country standards.

Features

Standard Features

Measurements

- 40.10 m (131 ft) working height
- 27.43 m (80 ft) horizontal reach
- 300 kg (660 lb) unrestricted and 454 kg (1,000 lb) restricted lift capacity

Productivity

- 1.52 m (5 ft) jib boom
- Self-leveling platform
- 160° hydraulic platform rotation
- Thumb rocker steering
- Two work lights on chassis and platform
- Proportional joystick controls
- Hydraulic oil cooler
- Drive enable system
- Chassis tilt drive function cut-out
- AC power cord to platform
- Horn
- Hour meter
- Tilt alarm
- Descent motion & travel alarms
- Flashing beacon
- 360° continuous turntable rotation
- Platform & ground control box covers
- Positive traction drive
- Two speed wheel motors
- Four wheel high angle steer
- Four steering modes: front, rear, crab and coordinated
- On board full diagnostics and engine monitoring display
- Telematics ready connector
- Lift Guard™ Contact Alarm

Power

- All engines are emissions compliant
- 12 V DC auxiliary power
- Anti-restart engine protection
- Auto engine fault shutdown
- Intake air heater

- Engine gauge display

Drive/Steer

- 4 x 4 (standard)
- 4 wheel steer (standard)

Axles

- Mini XChassis™ extendable axles

Tyres

- Rough terrain foam-filled (standard)

Options & Accessories

Productivity Options

- Half-mesh platform inserts
- Platform auxiliary top rail
- Power to platform: plug, socket, with optional Residual-current Circuit Breaker with Overcurrent protection ⁽¹⁾
- Dual axis joystick steering
- Biodegradable hydraulic oil
- Hostile environment kit ⁽²⁾
- Panel cradle package
- Track & Trace ⁽¹⁾ (GPS unit providing machine location & operating information)
- Operator Protective Structure ⁽³⁾

Power Options

- AC Generator Packages (110V/60 Hz, 110V/50Hz, 240V/50 Hz), 3000 W, hydraulically driven
- Diesel catalytic scrubber muffler ⁽²⁾
- Diesel air intake pre-cleaner ⁽²⁾



⁽¹⁾ Includes a first 2 years subscription
⁽²⁾ Factory-fit option only
⁽³⁾ Aftermarket only

Genie – Toll free number 1800 788 633

Brisbane

HEAD OFFICE
33 Kimberley Street
Darra QLD 4076

Sydney

74 Glendenning Road
Glendenning NSW 2761

Melbourne

133 Logis Boulevard
Dandenong Sth VIC 3175

Adelaide

16-18 Nixon Road
Wingfield SA 5013

Perth

126 Sheffield Road
Welshpool WA 6106

Darwin

33 McCourt Road
Yarrowonga NT 0830

Genie USA

18340 NE 76th Street
P.O. Box 97030
Redmond, Washington
98073-9730

Distributed By:

Effective Date: May, 2018. Product specifications and prices are subject to change without notice or obligation. The photographs and/or drawings in this document are for illustrative purposes only. Refer to the appropriate Operator's Manual for instructions on the proper use of this equipment. Failure to follow the appropriate Operator's Manual when using our equipment or to otherwise act irresponsibly may result in serious injury or death. The only warranty applicable to our equipment is the standard written warranty applicable to the particular product and sale and we make no other warranty, express or implied. Products and services listed may be trademarks, service marks or trade names of Terex Corporation and/or their subsidiaries in the USA and many other countries. Genie is a registered trademark of Terex South Dakota, Inc. © 2018 Terex Corporation.